

## DESCRIPTION

Rack version



Wall-mounted version



### Time distribution and programming of relays via DHF and NTP.

- Master clock with programming circuits, control of clock network, relays and sounders, NTP time reference.
- Modular design allowing the addition of 2 option cards.
- Quartz oscillator time base that can be synchronised by a ALS, DCF, GPS or NTP antenna.
- 3 programmable circuits with weekly, holidays or special day modes for the control of bells or other systems such as heating, air conditioning, lighting, alarms, access control...
- Automatic resetting of time distribution after power shortage.
- Automatic summer/winter changeover.
- Programming by PC based software and program upload through Ethernet network.

## STANDARDS

- Applicable standards: EN 60950 - EN 55022 - EN 550024 - EN 301-489-3 - EN 300 -220-2.
- FI/DCF signal standard: NFC 90002.
- IRIG.B/AFNOR standard: NFS 87500A.
- AFNOR/DHF standard: NFS 87500C, fixed channel 869,525 MHz at 500mW.


## GENERAL FEATURES

- **LED indicators**..... Power and alarm.
- **Quartz**..... TCX0 (temperature compensated crystal oscillator).
- **Typical accuracy**..... 0.1 sec/day to 25°C and maximum 0.2 sec/day of 0 to 40°C.
- **Absolute accuracy**..... 50ms with radio antenna ALS or DCF, 2ms with GPS antenna.
- **Backlit LCD display**..... 2 lines of 24 characters.
- **LCD display**..... Hour - minute - second - date.
- **Backup**..... Of programming in flash memory and a Lithium battery keeps the internal clock running.
- **Access to the programming**..... Protected by access code.
- **Circuits**..... 3 relay circuits, contact rating: 1A / 240V.
- **Protection**..... Time distribution outputs protected against short circuits and overloads.

## MECHANICAL FEATURES

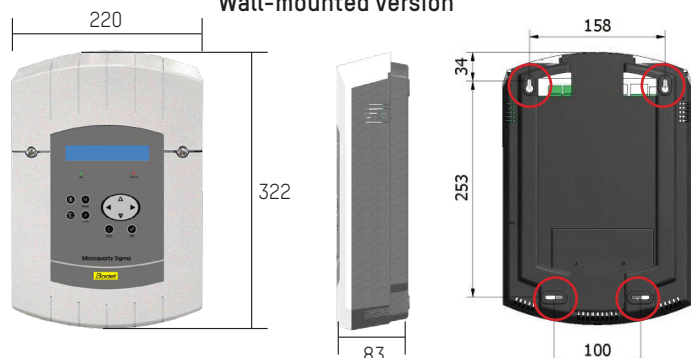
- **Construction**..... ABS casing for wall-mounted or aluminum casing for 19" rack (1U height).
- **Protection index**..... IP 41.
- **Operating temperature range**..... 0° to +50°C.
- **Keypad**..... Sensitive keys.

1U rack version



Weight: 1.4 Kg

Wall-mounted version



Weight: 1.2 Kg - Wall mounting with 2 screws.

Mounting holes

Dimensions in mm

## ELECTRICAL FEATURES

- Power supply..... 100-240V~; 0.8-0.55A.

## I/O CONNECTIONS

- Sigma C inputs/outputs.....
  - 1 DHF output for radio transmitter,
  - 1 external contact input,
  - 3 relays (programmable as D1D2 impulses, alarm or circuits),
  - 1 Ethernet (RJ45) - NTP protocol.

## NETWORK SERVICES

### PROTOCOLS

NTP..... V2, V3, V4. Unicast, Broadcast and Multicast supported.

SNTP..... V3, V4.

### COMMUNICATIONS

SMTP..... E-mail

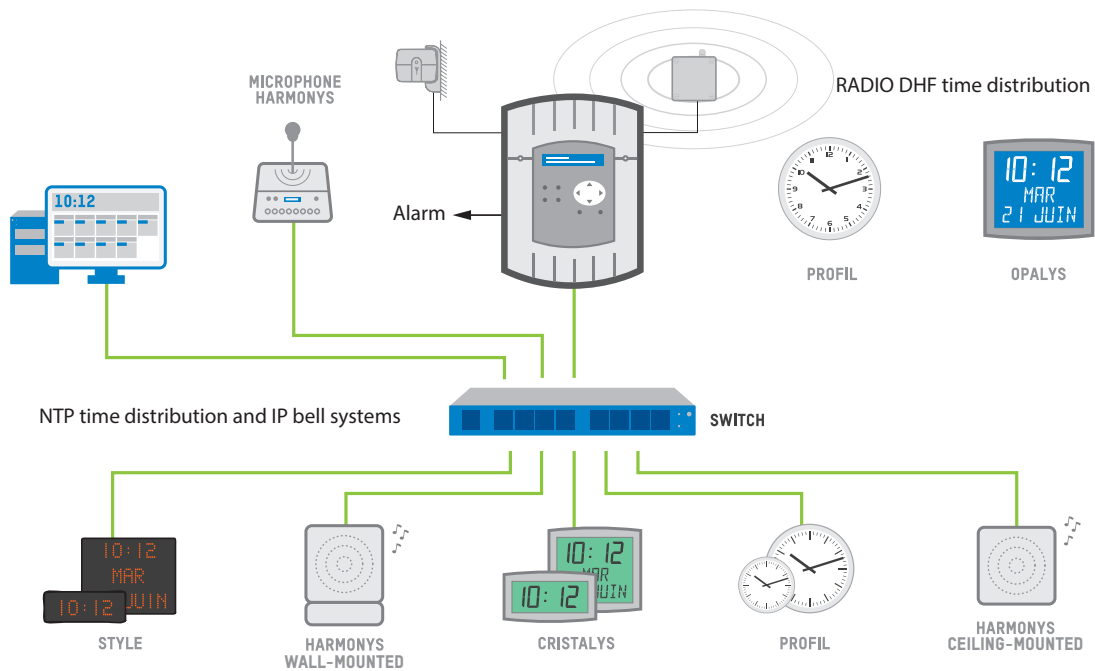
### MANAGEMENT

DHCP..... V4. Automatic assignment of IP addresses.

IP..... V4.

SNMP..... V2C (Trap).

## SCHEMATIC DIAGRAM



## REFERENCES

- |         |         |                         |
|---------|---------|-------------------------|
| Wall    | Rack    |                         |
| 907 461 | 907 463 | ..... Sigma C 100-240V~ |

## ACCESSORIES

- |                 |                   |                 |  |
|-----------------|-------------------|-----------------|--|
| • 907 025.....  | ALS radio antenna | • 907 512 ..... | DHF transmitter  |
| • 907 026 ..... | DCF radio antenna | • 927 241.....  | DHF secondary transmitter                              |
| • 907 047 ..... | GPS antenna       | • 907 544 ..... | 2-button Lockdown Alert System box for external inputs |

## OPTION CARDS

References	Description
• 907 535 .....	3x relay of programming (1 relay R/T, 2 relay T)
• 907 542 .....	3x external inputs