

GENERAL OVERVIEW

- Excellent readability thanks to high-brightness CMS LED technology (read angle: 120°).
- LED modules are available in:
 - 4 colours: red, green, yellow or white.
 - 5 digit sizes: 15, 20, 25, 30 or 42 cm.
- Lifetime: 100,000 hours (50,000 hours for white).
- Brightness adjustment:
 - Manual: shared adjustment for all lines of the totem.
 - Automatic:
 - 3 automatic brightness levels: night, cloudy days and sunny days (integrated brightness sensor).
 - Independent adjustment for each side.
- Karbu Link LED lines are only compatible with Karbu Link.

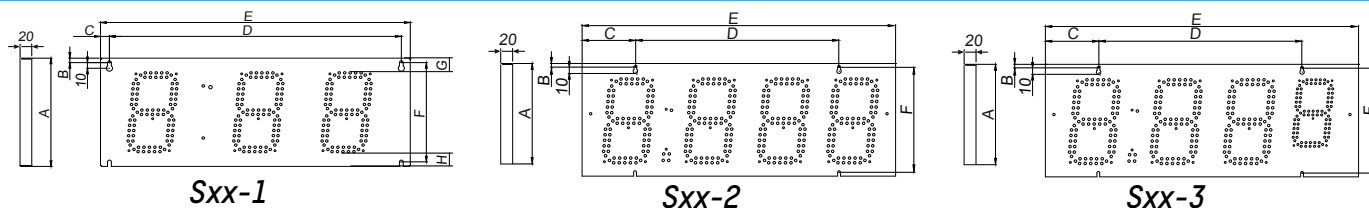
See product page on
>> www.bodet-time.com <<



COMPOSITION OF THE LED MODULES

Size of LED module	15 cm	20 cm	25 cm	30 cm	42 cm
Format of LED module					
Composition of digit	7 segments of 6 LEDs	7 segments of 12 LEDs	7 segments of 16 LEDs	7 segments of 20 LEDs	7 segments of 28 LEDs

MECHANICAL CHARACTERISTICS



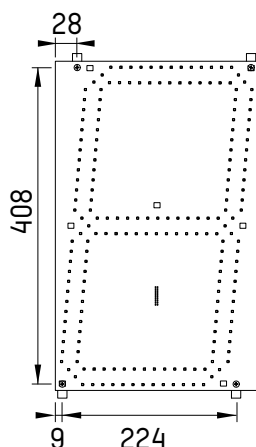
No. of digits x Sizes (cm)*	3 x 20	3 x 25	3 x 30	4 x 15	4 x 20	4 x 25	4 x 30	3 x 25 + 1 x 20	3 x 30 + 1 x 20
Dimensions (mm)	A	234	336	428	193	234	336	428	336
	B	8	8	9	8	8	8	9	8
	C	15.25	45	45	15.25	15.25	160.5	182.5	160.5
	D	529	648	780	610	699.5	648	780	648
	E	559.5	738	870	640.5	730	969	1145	969
	F	218	320	410	177	218	320	410	320
	G	19.5	31.5	49	24.5	19.5	31.5	49	31.5
	H	19.5	59.5	84	20.5	19.5	59.5	84	59.5
Weight (kg)	0.8	1.3	2.5	0.8	1	1.7	2.9	1.7	2.9
Operating T°	-20°C to +70°C								
Protection class	IP20**								
Cable	One flat cable supplied per line. Maximum distance between the LED line and the KarbuLink controller: 4 Meters								

* See back for LED module 42 cm and LED decimal point.

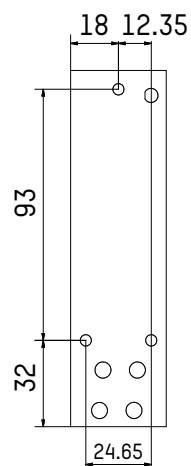
** Electronic boards protected by varnish from condensation and humidity.

	Module for LED line 42 cm*	LED decimal point for LED line 42 cm
Dimensions	See below	
Weight (kg)	0.370	0.025
Operating T°	-20°C to +70°C	
Protection class	IP20	

*Digits are delivered with adaptor for DIN rail and without panelling.



LED module 42 cm



LED decimal point

ELECTRICAL CHARACTERISTICS

No. of digits x Sizes (cm)		3 x 20	3 x 25	3 x 30	4 x 15	4 x 20	4 x 25	4 x 30	4 x 42	3 x 25 + 1 x 20	3 x 30 + 1 x 20
Consumption (W)	Red, yellow or green LED line	13.5	17.5	21.5	12	17.5	23	28.5	39	22	26
	White LED line	24.5	32.5	40.5	22	32.5	43	53.5	75	40.5	48.5
No. of LEDs per line (decimal point included)		256	340	424	172	340	452	564	788	424	508
Power supply		Powered through the Karbu Link CPU board									

SALES REFERENCE CODES

- Karbu Link LED line 3x20 cm (S20-1).....940 433*
- Karbu Link LED line 3x25 cm (S25-1).....940 434*
- Karbu Link LED line 3x30 cm (S30-1).....940 435*
- Karbu Link LED line 4x15 cm (S15-2).....940 442*
- Karbu Link LED line 4x20 cm (S20-2).....940 443*
- Karbu Link LED line 4x25 cm (S25-2).....940 444*
- Karbu Link LED line 4x30 cm (S30-2).....940 445*
- Karbu Link LED line 4x42 cm (S40-2).....940 446*
- Karbu Link LED line 3x25 + 1x20 cm (S25-3).....940 474*
- Karbu Link LED line 3x30 + 1x20 cm (S30-3).....940 475*

*Add a letter for choice of colour: R (red), Y (yellow), G (green), W (white) e.g.: LED line 3x20 cm - Red.....940 433 R